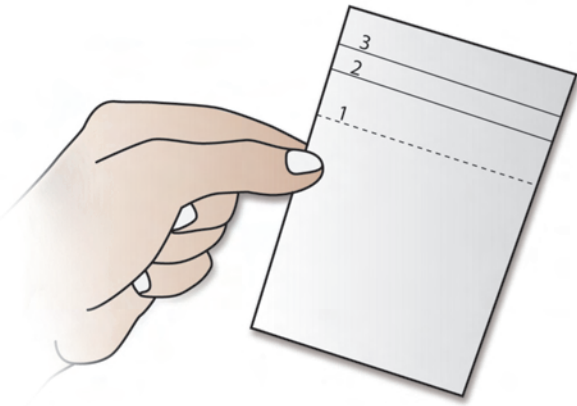


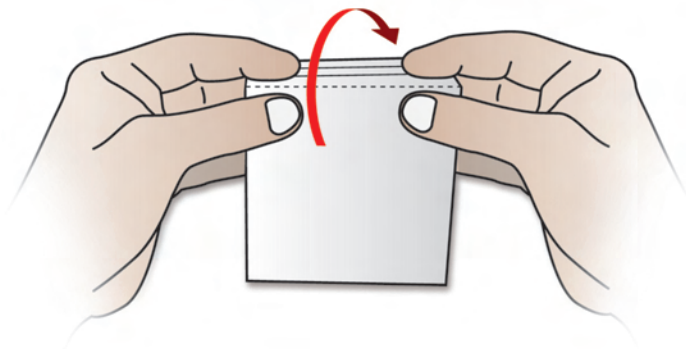
You will need...

- 1) 1 x James Ellis Acrylic Block (We're using 100mm x 100mm x 50mm for the purpose of this guide)
- 2) 1 x James Ellis PropBott (100mm x 100mm x 45mm to fit block size named above)
- 3) 1 x James Ellis Background
- 4) Sharp craft knife, scalpel or sharp pair of scissors may be required to trim any overlapping edges.


How to...



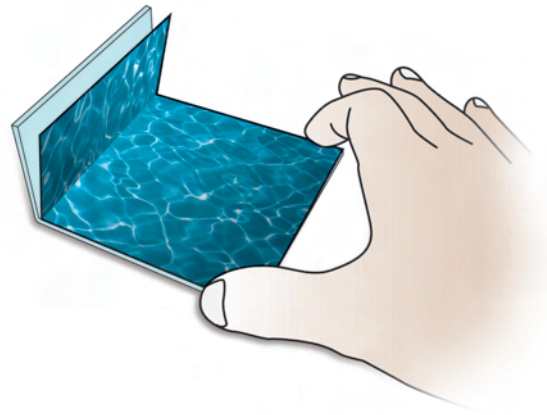
1) Hold background so the reverse is facing you.



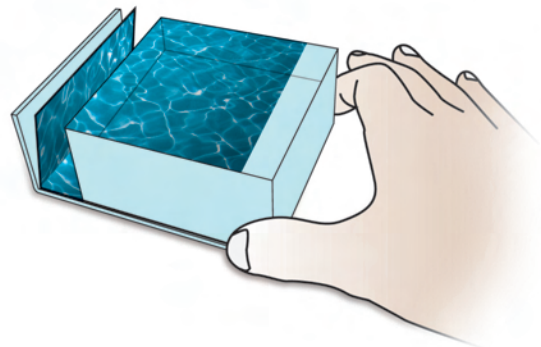
2) Fold away from you along the dotted line marked "1".




2) You'll now have an "L" shaped background.



4) Position background on PropBott.



5) Position block on top of background.



6) Any overlapping edges can be carefully trimmed away.